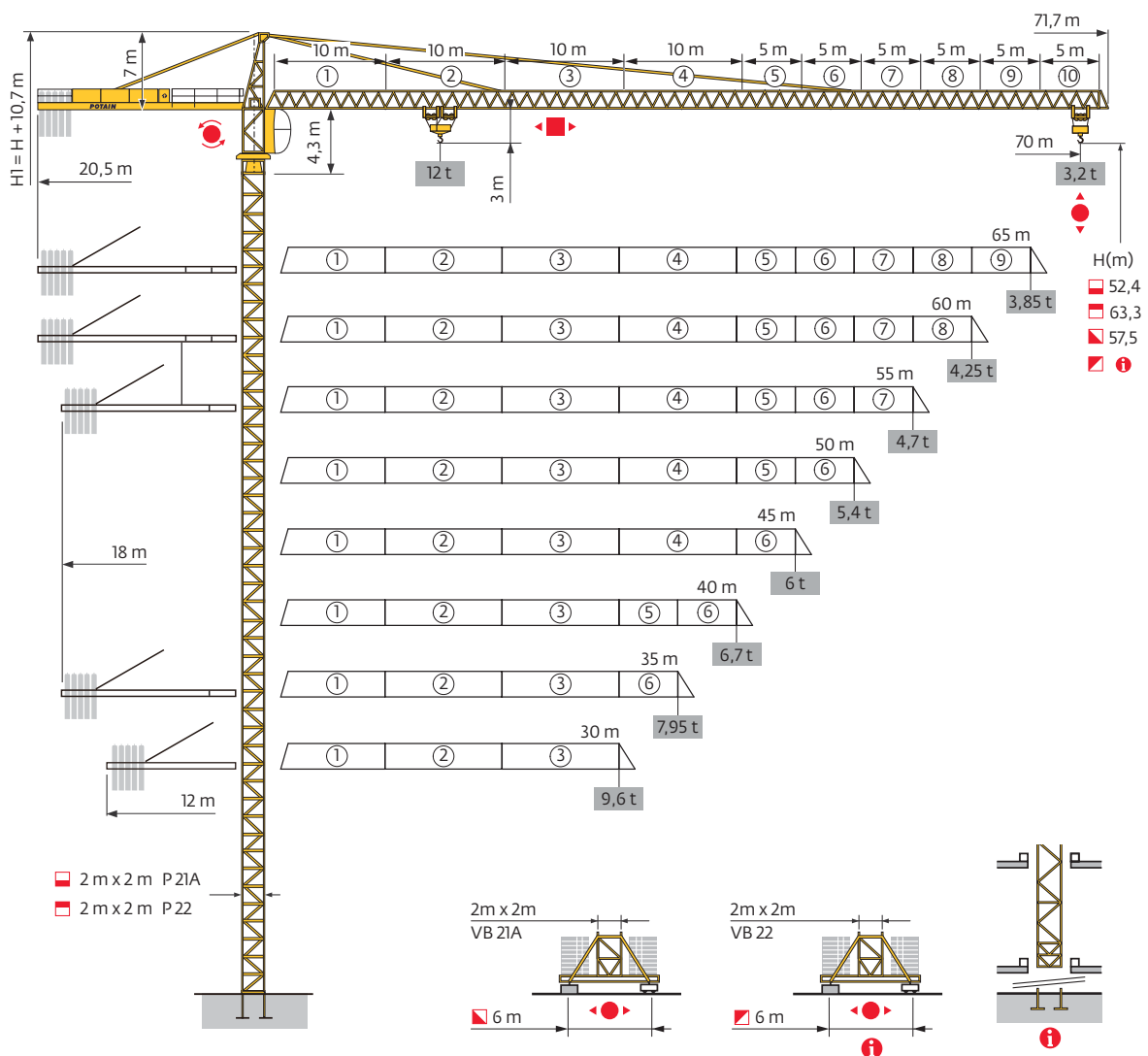
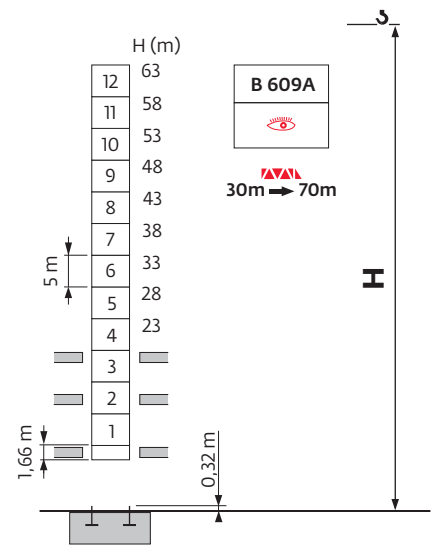
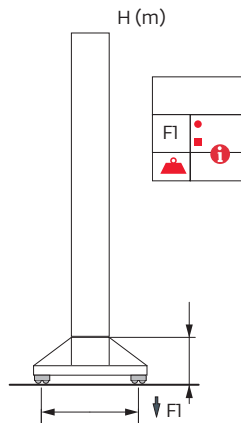
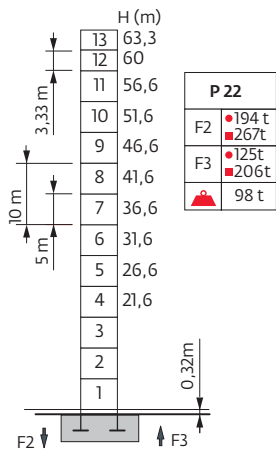
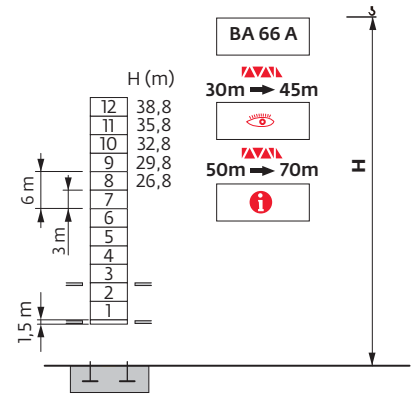
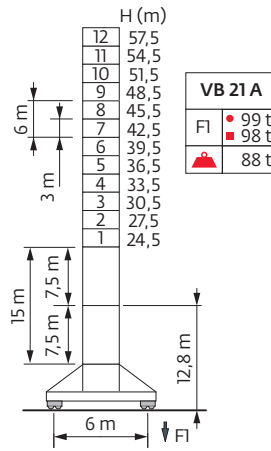
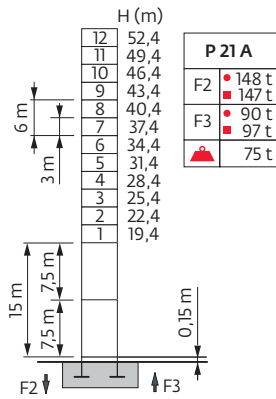


Potain MC 310 K12

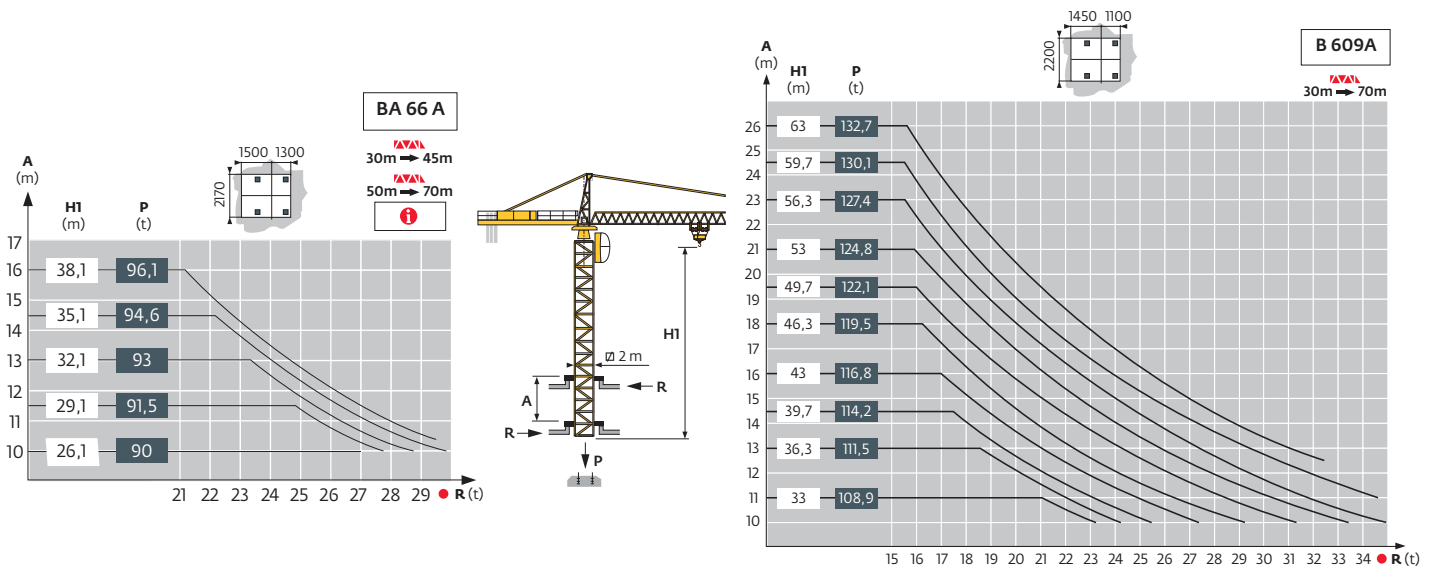


Mât - Réactions / Mast - Reaktionskräfte / Mast - Reactions / Mástil - Reacciones / Torre - Reazioni
 Tramo - Reações / Реакция опор мачты

2 m
 30 m → 70 m

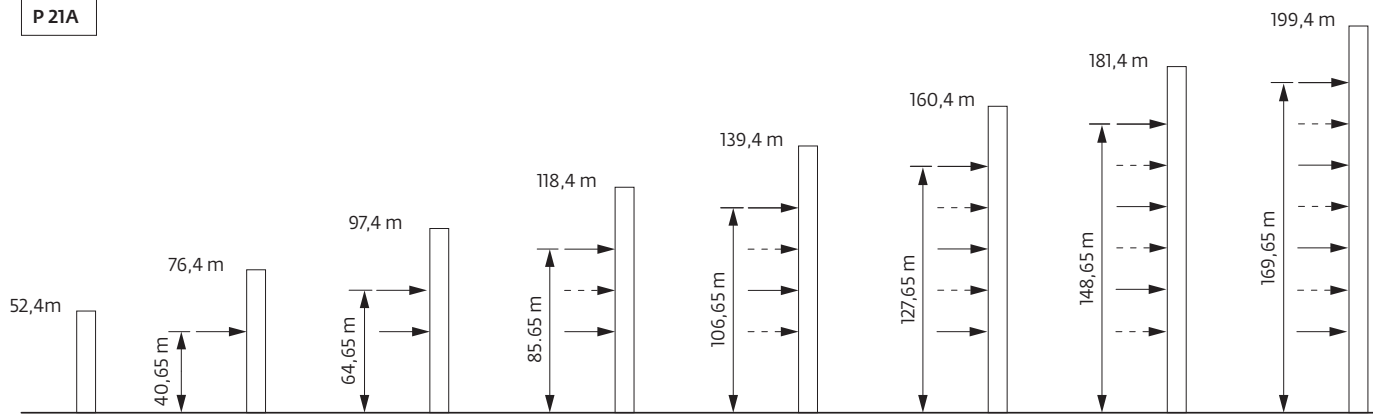


Télescopage sur dalles / Kletterkrane im Gebäude / Climbing Crane / Telescopage grua trepadora / Gru in cavedio
 Telescopagem sobre lajes / Кран, ползущий внутри здания



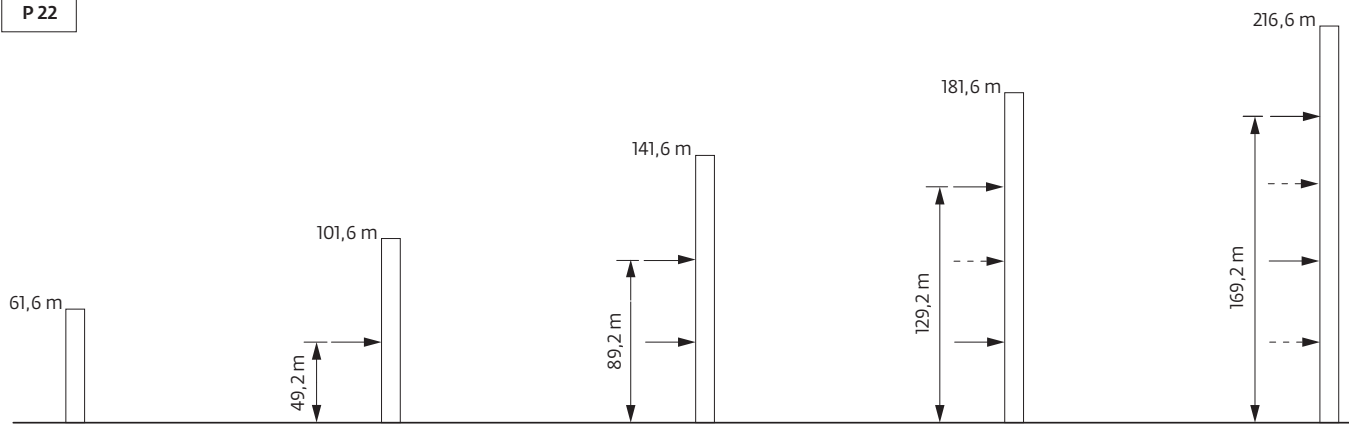
Ancrages / Verankerungen / Anchorages / Anclajes / Ancoraggi
 Ancoragem / Анкера

P 21A



i H > 199,4m

P 22

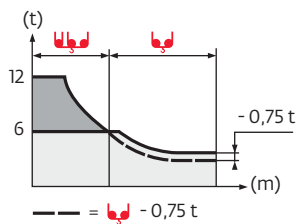


i H > 216,6m




Courbes de charges / Lastkurven / Load curves / Curvas de cargas / Curve di carico
 Curvas de carga / Кривые нагрузок





| | | | | | | | | | | | | | | | | | | | | | | | | |
|------|-----|---|------|------|------|-----|-----|------|-----|-----|------|------|-----|-----|-----|-----|-----|------|-----|------|-----|-----|-----|---|
| 70 m | 3,1 | ▶ | 21,4 | 22 | 25 | 27 | 30 | 32 | 35 | 37 | 37,4 | 41,9 | 45 | 47 | 50 | 52 | 55 | 57 | 60 | 62 | 65 | 67 | 70 | m |
| ▲▼▲▼ | | | 12 | 11,6 | 10 | 9,1 | 8 | 7,3 | 6,5 | 6,1 | 6 | 6 | 5,5 | 5,2 | 4,9 | 4,6 | 4,3 | 4,2 | 3,9 | 3,7 | 3,5 | 3,4 | 3,2 | t |
| 65 m | 3,1 | ▶ | 22,8 | 25 | 27 | 30 | 32 | 35 | 37 | 39 | 40,4 | 44,7 | 47 | 50 | 52 | 55 | 57 | 60 | 62 | 65 | | | | m |
| ▲▼▲▼ | | | 12 | 10,8 | 9,8 | 8,7 | 8 | 7,2 | 6,7 | 6,3 | 6 | 6 | 5,7 | 5,3 | 5 | 4,7 | 4,5 | 4,2 | 4,1 | 3,85 | | | | t |
| 60 m | 3,1 | ▶ | 22,8 | 25 | 27 | 30 | 32 | 35 | 37 | 39 | 40,4 | 44,7 | 47 | 50 | 52 | 55 | 57 | 60 | | | | | | m |
| ▲▼▲▼ | | | 12 | 10,8 | 9,8 | 8,7 | 8 | 7,2 | 6,7 | 6,3 | 6 | 6 | 5,7 | 5,3 | 5 | 4,7 | 4,5 | 4,25 | | | | | | t |
| 55 m | 3,1 | ▶ | 22,8 | 25 | 27 | 30 | 32 | 35 | 37 | 39 | 40,4 | 44,7 | 47 | 50 | 52 | 55 | | | | | | | | m |
| ▲▼▲▼ | | | 12 | 10,8 | 9,8 | 8,7 | 8 | 7,2 | 6,7 | 6,3 | 6 | 6 | 5,7 | 5,3 | 5 | 4,7 | | | | | | | | t |
| 50 m | 3,1 | ▶ | 23,3 | 25 | 27 | 30 | 32 | 35 | 37 | 40 | 41,2 | 45,7 | 47 | 50 | | | | | | | | | | m |
| ▲▼▲▼ | | | 12 | 11,1 | 10,1 | 8,9 | 8,2 | 7,4 | 6,9 | 6,2 | 6 | 6 | 5,8 | 5,4 | | | | | | | | | | t |
| 45 m | 3,1 | ▶ | 23,8 | 25 | 27 | 30 | 32 | 35 | 37 | 40 | 42 | 45 | | | | | | | | | | | | m |
| ▲▼▲▼ | | | 12 | 11,3 | 10,3 | 9,1 | 8,4 | 7,6 | 7,1 | 6,4 | 6 | 6 | | | | | | | | | | | | t |
| 40 m | 3,1 | ▶ | 24,7 | 25 | 27 | 30 | 32 | 35 | 37 | 40 | | | | | | | | | | | | | | m |
| ▲▼▲▼ | | | 12 | 11,8 | 10,8 | 9,5 | 8,8 | 7,9 | 7,4 | 6,7 | | | | | | | | | | | | | | t |
| 35 m | 3,1 | ▶ | 24,8 | 25 | 27 | 30 | 32 | 35 | | | | | | | | | | | | | | | | m |
| ▲▼▲▼ | | | 12 | 11,9 | 10,8 | 9,6 | 8,9 | 7,95 | | | | | | | | | | | | | | | | t |
| 30 m | 3,1 | ▶ | 24,9 | 25 | 27 | 30 | | | | | | | | | | | | | | | | | | m |
| ▲▼▲▼ | | | 12 | 11,9 | 10,9 | 9,6 | | | | | | | | | | | | | | | | | | t |





Lest de base / Grundballast / Base ballast / Lastre de base / Zavorra di base
 Lastro da base / Базовый Балласт

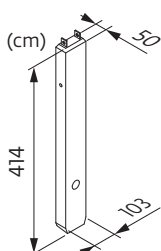
| | | | | | | | | | | | | | | | |
|--|---|---|------|------|------|------|------|------|------|------|------|------|------|------|------|
|  2 m | VB 21 A | H (m) | 57,5 | 54,5 | 51,5 | 48,5 | 45,5 | 42,5 | 39,5 | 36,5 | 33,5 | 30,5 | 27,5 | 24,5 | 21,5 |
| |  |  (t) | 84 | 72 | 72 | 72 | 72 | 72 | 72 | 60 | 60 | 60 | 60 | 60 | 60 |

Lest de contre-flèche / Gegenauslegerballast / Counter-jib ballast / Lastre de contra-flecha / Zavorra di controbraccio
 Lastro da contra lança / Противовес стрелы

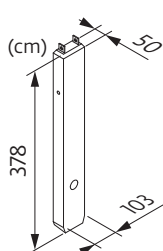
|  | 4600 kg | 4200 kg | 2300 kg |  (kg) |
|---|---------|---------|---------|--|
| 70 m | 3 | 2 | 1 | 24 500 |
| 65 m | 1 | 4 | 1 | 23 700 |
| 60 m | 2 | 3 | 0 | 21 800 |
| 55 m | 4 | 1 | 1 | 24 900 |
| 50 m | 4 | 1 | 0 | 22 600 |
| 45 m | 1 | 3 | 1 | 19 500 |
| 40 m | 1 | 3 | 0 | 17 200 |
| 35 m | 0 | 3 | 1 | 14 900 |
| 30 m | 4 | 0 | 1 | 20 700 |

|  | 4200 kg | 700 kg |  (kg) |
|---|---------|--------|--|
| 70 m | 5 | 5 | 24 500 |
| 65 m | 5 | 4 | 23 700 |
| 60 m | 5 | 1 | 21 700 |
| 55 m | 5 | 5 | 24 500 |
| 50 m | 5 | 2 | 22 400 |
| 45 m | 4 | 3 | 18 900 |
| 40 m | 4 | 0 | 16 800 |
| 35 m | 3 | 2 | 14 000 |
| 30 m | 4 | 5 | 20 300 |

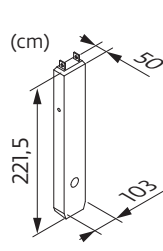
CU - 4600 kg



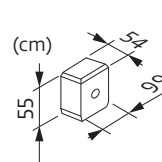
CA - 4200 kg



CS - 2300 kg



CB - 700 kg

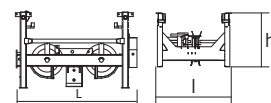
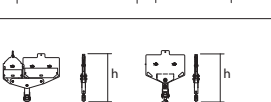
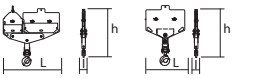

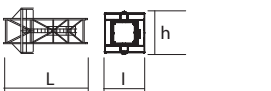
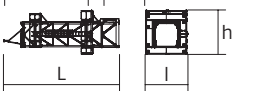


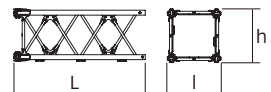
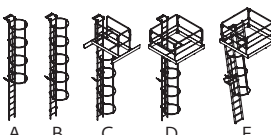
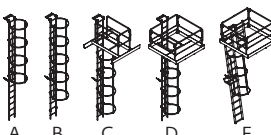
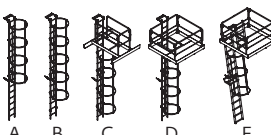
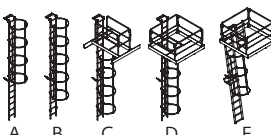
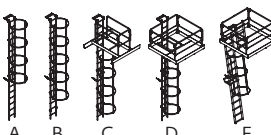
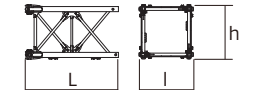
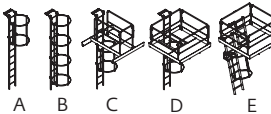
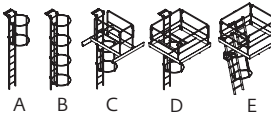
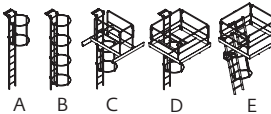
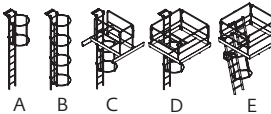
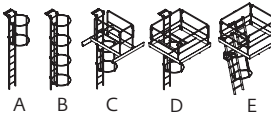
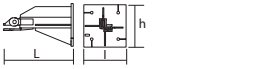
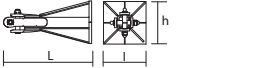

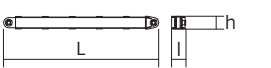
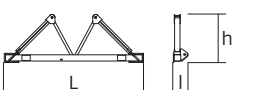










Encombremet et poids / Abmessungen und Gewicht / Dimensions and weight / Dimensiones y peso / Ingombro e peso
 dimensões e pesos / габаритные размеры и вес



Partie tournante / Drehender Kranteil / Slewing crane part / Parte giratoria
 Parte rotante / Parte rotativa / Поворотная часть : 70 m - 75 LVF













| Partie tournante / Drehender Kranteil / Slewing crane part Parte giratoria / Parte rotante / Поворотная часть | | L (m) | I (m) | h (m) | kg (+/- 5%) | |
|---|--|------------|----------------|--------------|----------------|--------------|
| Contre-flèche / Gegenausleger Counter-jib / Contra-flecha Controbraccio / Contra-lança Контр-стрела | | 6,39 | 1,5 | 1,86 | 1565 | |
| | | 2,7 | 1,52 | 1,93 | 985 | |
| | | 11,1 | 2,09 | 2 | 4190 | |
| Porte-flèche / Auslegerträger Cathead / Porta-flecha Cuspide / Suporte de lança Оголовок | | 3,42 | 2,1 | 9,55 | 5530 | |
| Cabine / Kabine Cab / Cabina Cabina / Cabina Кабина | | V140S | 3,4 | 1,9 | 2,57 | 1130 |
| Pivot / Krankopf Towerhead/ Pivote Portaralla / Pivot Секция поворотной части | | RVF 162 | 3,12 | 2,5 | 2,75 | 5805 |
| Treuil de levage (+ câble) / Hubwerk (+ Seil) Hoisting winch (+ rope) / Mecanismo de elevación (+ cabo) Argano di sollevamento (+ fune) Guincho de elevação (+ cabo) Подъемная лебёдка (+ канатом) | | 75 LVF 30 | 2,48 | 1,63 | 1,4 | 2055 |
| | | 70 RCS 30 | 2,22 | 1,68 | 1,98 | 1795 |
| Élément de flèche / Auslegerelement Jib section / Elemento de flecha Elemento di braccio / Elemento de lança Секция стрелы | | ① 6D3V4 | 10,17 | 1,9 | 2,09 | 2660 |
| | | ② | 10,17 | 1,38 | 1,45 | 1790 |
| | | ③ ④ | 10,14 10,27 | 1,38 1,38 | 1,45 1,18 | 1665 1395 |
| Élément de flèche / Auslegerelement Jib section / Elemento de flecha Elemento di braccio / Elemento de lança Секция стрелы | | ⑤ | 5,27 | 1,38 | 1,3 | 750 |
| | | ⑥ | 5,14 | 1,38 | 1,18 | 780 |
| | | ⑦ | 5,13 | 1,38 | 1,18 | 735 |
| | | ⑧ | 5,2 | 1,38 | 1,2 | 550 |
| | | ⑨ | 5,16 | 1,38 | 1,11 | 395 |
| | | ⑩ | 5,2 | 1,38 | 1,2 | 285 |
| Chariot / Laufkatze Trolley / Carrello Carro / Carro-distribuidor Тележка | | 12t | 1,72 | 1,72 | 0,99 | 350 |

| Partie tournante / Drehender Kranteil / Slewing crane part Parte giratoria / Parte rotante / Parte rotativa Поворотная часть | | L (m) | I (m) | h (m) | kg (+/- 5%) | |
|---|---|----------------|--------------|--------------|----------------|------------|
| Chariot / Laufkatze Trolley / Carrello Carro / Carro-distribuidor Тележка |  | 3,37 | 1,72 | 0,99 | 700 | |
| |  | 1,8 | 1,72 | 0,99 | 350 | |
| Moufle / Hubflasche Pulley block / Aparejo Bozzello / Cadernal Полиспаст |  | 1,65 | 0,25 | 1,77 | 500 | |
| |  | 1,09 | 0,23 | 1,99 | 275 | |
| Equipement de télescopage / Teleskopierausrüstung / Telescoping equipment Equipo de telescopaje / Equipaggiamento di telescopaggio / Equipamento de telescopagem Оборудование для телескопирования | | | | | | |
| Cage de télescopage / Teleskopwagen Telescopic cage / Jaula de telescopaje Gabbia di telescopaggio / Gaiola de telescopagem для телескопирования крана |  | P 21A | 7,26 | 3,78 | 3,98 | 5195 |
| |  | P 22 | 11,5 | 4,21 | 4,36 | 8235 |
| Mâture / Mastwerk / Masts Mástil / Torre / Coluna Мачты | | | | | | |
| S 68J SR 68J |  | 7,74 7,74 | 2,1 2,1 | 2,1 2,1 | 4170 5175 | |
| |  | 3,26 | 2,12 | 2,12 | 1530 | |
| M 609A |  | □ 2 m | 5,32 | 2,13 | 2,13 | 3517 |
| |  | A | - | - | - | 47 |
| |  | B | - | - | - | 55 |
| |  | C | - | - | - | 122 |
| |  | D | - | - | - | 165 |
| |  | E | - | - | - | 148 |
| M 609C |  | □ 2 m | 3,66 | 2,13 | 2,13 | 2492 |
| |  | A | - | - | - | 29 |
| |  | B | - | - | - | 41 |
| |  | C | - | - | - | 98 |
| |  | D | - | - | - | 140 |
| |  | E | - | - | - | 138 |
| Bases / Kranbasen / Crane bases Bases / Basi / Bases Фундамент под кран | | | | | | |
| Pieds de scellement / VerankerungsfüÙe Fixing angles / Pie de empotramiento Montante da annegare / Angulos fixadores анкера |  | P 21A R 21A | 1,31 0,8 | 0,8 0,6 | 0,8 0,6 | 500 200 |
| |  | P 22 R 22 | 1,35 0,82 | 0,65 0,65 | 0,65 0,65 | 390 325 |
| Mât-châssis / Grundmasteinheit Basic mast unit / Tramo-chassis Elemento base / Tramo-chassis Мачта для крепления к шасси |  | VB 21 A | 5,01 | 2,41 | 2,41 | 4390 |
| Haubans / Mastabstütungen Struts / Tornapuntas Puntoni / Escoras Растяжка |  | VB 21 A | 4,51 | 0,29 | 0,29 | 420 |
| Sommier / Unterwagenhälfte Half-bearer / Testero Testata / Estrutura base Траверса |  | VB 21 A | 6,7 | 0,7 | 2,31 | 1600 |

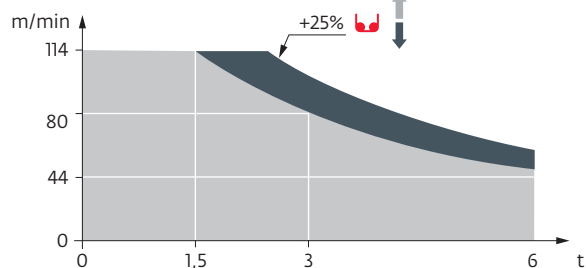
| 400 V - 50 Hz | | |  | | | |  | | | | hp | kW |  | |
|--|---|------------------------|---|-----------|-------------|------------|--|---------|-------------|---------|----|---------|---|--|
|  | 70 RCS 30 | m/min t | 0 → 40 6 | | 0 → 80 3 | | 0 → 20 12 | | 0 → 40 6 | | 70 | 51 | 523 m | |
| | 75 LVF 30 Optima | m/min t | 44 6 | 56 4,5 | 80 3 | 116 1,5 | 22 12 | 28 9 | 40 6 | 58 3 | 75 | 55 | 766 m | |
|  | 6 D3 V4 | m/min | 15 → 50 (12 t) → 100 (6 t) | | | | | | | | | 7,4 | 5,4 | |
|  | RVF 162 Optima+ | tr/min U/min rpm | 0 → 0,7 | | | | | | | | | 2 x 7,5 | 2 x 5,5 | |
|   | VB20A VB21A RT 544 A1 2V R ≥ 13 m | m/min | 13,5 → 27 | | | | | | | | | 4 x 7 | 4 x 5,2 | |

| | |
|---|---|
| CEI 38  IEC 38 |  |
| 400 V (+10% -10%) 50 Hz | 70 RCS : 74 kVA 75 LVF : 78 kVA |


| 480 V - 60 Hz | | |  | | | |  | | | | hp | kW |  | |
|--|---|------------------------|---|-----------|-------------|------------|--|---------|-------------|---------|----|---------|---|--|
|  | 70 RCS 30 | m/min t | 0 → 40 6 | | 0 → 80 3 | | 0 → 20 12 | | 0 → 40 6 | | 70 | 51 | 523 m | |
| | 75 LVF 30 Optima | m/min t | 44 6 | 56 4,5 | 80 3 | 116 1,5 | 22 12 | 28 9 | 40 6 | 58 3 | 75 | 55 | 766 m | |
|  | 6 D3 V4 | m/min | 15 → 50 (12 t) → 100 (6 t) | | | | | | | | | 7,4 | 5,4 | |
|  | RVF 162 Optima+ | tr/min U/min rpm | 0 → 0,7 | | | | | | | | | 2 x 7,5 | 2 x 5,5 | |
|   | VB20A VB21A RT 544 A1 2V R ≥ 13 m | m/min | 16 → 32 | | | | | | | | | 4 x 8,4 | 4 x 6,2 | |

| | |
|---|---|
| CEI 38  IEC 38 |  |
| 480 V (+6% -10%) 60 Hz | 70 RCS : 86 kVA 75 LVF : 79 kVA |
















75 LVF 30 Optima


















FR

-  Appel de flèche
-  Réactions en service
-  Réactions hors service
-  A vide sans lest avec flèche et hauteur maximum
-  Poids total du lest
-  Camion 13,4 m
-  Conteneur High Cube 40"
-  Cadre d'ancrage serré
-  Cadre d'ancrage desserré
-  Levage
-  Distribution
-  Orientation
-  Translation
-  Puissance nominale
-  Nous consulter
















DE

-  Auslegerüberhöhung
-  Reaktionskräfte in Betrieb
-  Reaktionskräfte außer Betrieb
-  Gewicht ohne Last, ohne Ballast, mit Ausleger und max. Höhe
-  Ballast-Gesamtgewicht
-  Lkw 13,4 m
-  Container High Cube 40"
-  Fester Verankerungsrahmen
-  Loser Verankerungsrahmen
-  Heben
-  Katzfahren
-  Schwenken
-  Kranfahren
-  Nennleistung
-  Auf Anfrage
















EN

-  Jib elevation
-  Reactions in service
-  Reactions out of service
-  Weight without load, without ballast, with jib and max. height
-  Total ballast weight
-  Lorry 13,4 m
-  Container High Cube 40"
-  Tightened anchorage frame
-  Loosened anchorage frame
-  Hoisting
-  Trolleying
-  Slewing
-  Travelling
-  Rated power
-  Consult us
















ES

-  Elevación de la flecha
-  Reacciones en servicio
-  Reacciones fuera de servicio
-  Peso en vacío sin lastre, con flecha y altura máxima
-  Peso total del lastre
-  Camión 13,4 m
-  Contenedor High cube 40"
-  Marco de anclaje de apriete
-  Marco de anclaje de desapriete
-  Elevación
-  Distribución
-  Orientación
-  Traslación
-  Potencia nominal
-  Consultarnos
















IT

-  Inclinazione braccio
-  Reazioni in servizio
-  Reazioni fuori servizio
-  Peso a vuoto, senza zavorra, con braccio e altezza massimi.
-  Peso totale della zavorra
-  Camion 13,4 m
-  Container High Cube 40"
-  Quadro di ancoraggio stretto
-  Quadro di ancoraggio allentato
-  Sollevamento
-  Distribuzione
-  Rotazione
-  Traslazione
-  Potenza nominale
-  Consultateci

PT

-  Desvio da lança
-  Reacções em serviço
-  Reacções fora de serviço
-  Peso em vazio sem lastro com lança e altura máxima.
-  Peso total do lastro
-  Camião 13,4 m
-  Contentor 40"
-  Quadro de amarração apertado
-  Quadro de amarração solto
-  Elevação
-  Distribuição
-  Rotação
-  Translação
-  Potência nominal
-  Consultar-nos

RU

-  подъем стрелы
-  Реакция при работе
-  Реакция в покое
-  Вес пустого, без балласта, со стрелой, максимальной высоты.
-  Общий вес балласта
-  Ррузовой автомобиль 13,4 м
-  Контейнер повышенной вместимости длиной 40"
-  Прикрепленная анкерная рама
-  Отсоединенная анкерная рама
-  Подъем
-  Перемещение по стреле
-  Поворот
-  Перемещение крана
-  Номинальная мощность
-  Проконсультируйтесь у нас



Document commercial non contractuel. Pour toute information technique se référer à la notice correspondante.

Unverbindliches Vertriebsdokument. Für technische Informationen, siehe die entsprechenden Anweisungen.

This commercial document is not legally binding. For any technical information, please refer to the corresponding instructions.

Documento comercial no contractual. Para cualquier información técnica, ver la noticia correspondiente.

Documento commerciale non vincolante, per tutte le informazioni tecniche fare riferimento al catalogo istruzioni.

Documento comercial não contractual. Para qualquer informação técnica complementar consultar as respectivas instruções.

Этот коммерческий документ не является юридически обязательным. Для получения технической информации, см. соответствующие инструкции.



Americas
Manitowoc, Wisconsin, USA
 Tel: +1 920 684 6621
 Fax: +1 920 683 6277

Shady Grove, Pennsylvania, USA
 Tel: +1 717 597 8121
 Fax: +1 717 597 4062

www.manitowoc.com

Europe, Middle East, Africa
Ecully, France
 Tel: +33 (0)4 72 18 20 20
 Fax: +33 (0)4 72 18 20 00

China
Shanghai, China
 Tel: +86 21 6457 0066
 Fax: +86 21 6457 4955

Greater Asia-Pacific
Singapore
 Tel: +65 6264 1188
 Fax: +65 6862 4040