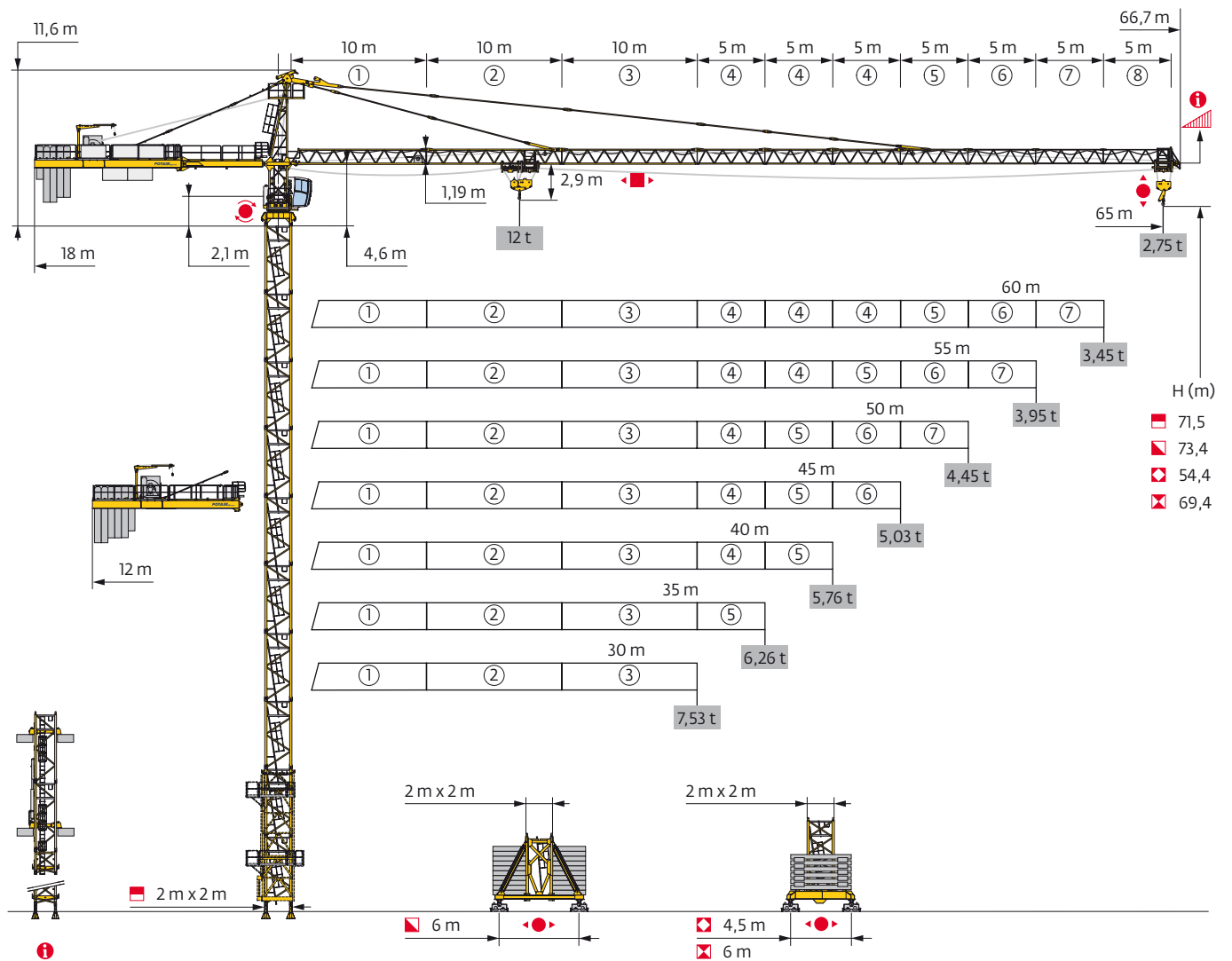
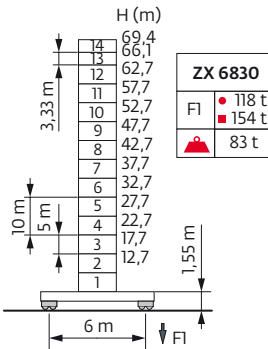
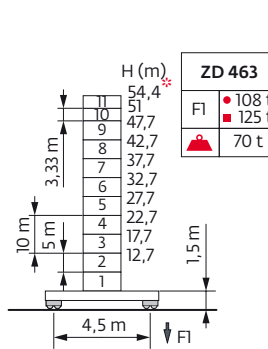
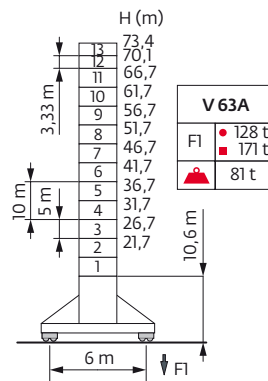
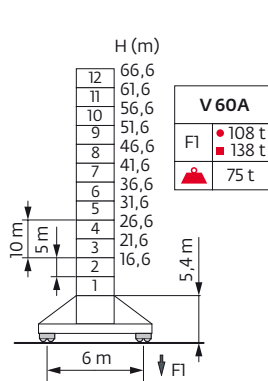
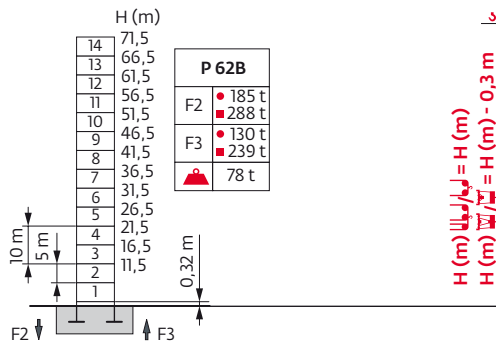


Potain MD 265 CJ12



Mât - Réactions / Mast - Reaktionskräfte / Mast - Reactions / Mástil - Reacciones / Torre - Reazioni
 Tramo - Reações / Реакция опор мачты

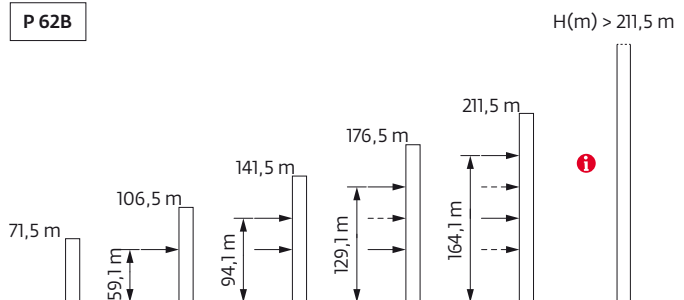
2 m
 30 m → 65 m



V 60A		H1 = H		H2 = H - 0,4 m		H3 = H - 0,8 m
V 63A		H1 = H		H2 = H - 0,5 m		H3 = H - 0,9 m
ZD 463		H1 = H		H2 = H		H3 = H - 0,1 m
ZX 6830		H1 = H	-	-		H3 = H - 0,3 m

Ancrages / Verankerungen / Anchorages / Anclajes / Ancoraggi
 Ancoragem / Анкера

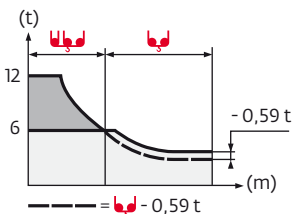
P 62B



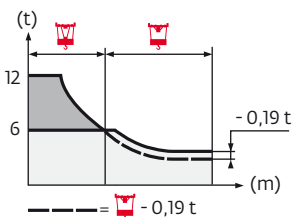
Courbes de charges / Lastkurven / Load curves / Curvas de carga / Curve di carico
 Curvas de carga / Кривые нагрузок



65 m	2,9	▶	17,3	20	22	25	27	30	31,1	33,8	35	37	40	42	45	47	50	52	55	57	60	62	65	m
▲▲▲▲			12	10,2	9,1	7,8	7,1	6,3	6	6	5,8	5,4	4,9	4,7	4,3	4,1	3,8	3,6	3,4	3,2	3	2,9	2,75	t
60 m	2,9	▶	19,2	20	22	25	27	30	32	34,4	37,4	40	42	45	47	50	52	55	57	60				m
▲▲▲▲			12	11,4	10,2	8,8	8	7,1	6,6	6	6	5,6	5,3	4,9	4,6	4,3	4,1	3,8	3,7	3,45				t
55 m	2,9	▶	19,6	20	22	25	27	30	32	35	35,3	38,4	40	42	45	47	50	52	55					m
▲▲▲▲			12	11,8	10,5	9,1	8,3	7,3	6,8	6,1	6	6	5,7	5,4	5	4,8	4,4	4,2	3,95					t
50 m	2,9	▶	19,8	20	22	25	27	30	32	35	35,5	38,6	40	42	45	47	50							m
▲▲▲▲			12	11,8	10,6	9,1	8,3	7,4	6,8	6,1	6	6	5,8	5,4	5	4,8	4,45							t
45 m	2,9	▶	19,8	20	22	25	27	30	32	35	35,5	38,6	40	42	45									m
▲▲▲▲			12	11,8	10,6	9,1	8,3	7,4	6,8	6,1	6	6	5,8	5,4	5,03									t
40 m	2,9	▶	19,8	20	22	25	27	30	32	35	35,5	38,6	40											m
▲▲▲▲			12	11,8	10,6	9,1	8,4	7,4	6,8	6,1	6	6	5,76											t
35 m	2,9	▶	19,9	20	22	25	27	30	32	35														m
▲▲▲▲			12	11,9	10,7	9,2	8,4	7,4	6,9	6,15														t
30 m	2,9	▶		20	22	25	27	30																m
▲▲▲▲				12	10,7	9,2	8,4	7,42																t



65 m	2,2	▶	17,6	20	22	25	27	30	31,5	32,3	35	37	40	42	45	47	50	52	55	57	60	62	65	m
▲▲▲▲			12	10,3	9,2	7,9	7,2	6,4	6	6	5,5	5,1	4,6	4,3	4	3,8	3,5	3,3	3	2,9	2,7	2,55	2,4	t
60 m	2,2	▶	19,3	20	22	25	27	30	32	34,7	35,6	37	40	42	45	47	50	52	55	57	60			m
▲▲▲▲			12	11,5	10,3	8,9	8,1	7,2	6,6	6	6	5,7	5,2	4,9	4,5	4,3	3,9	3,7	3,5	3,3	3,08			t
55 m	2,2	▶	19,9	20	22	25	27	30	32	35	35,9	36,9	37	40	42	45	47	50	52	55				m
▲▲▲▲			12	11,9	10,7	9,2	8,4	7,5	6,9	6,2	6	6	5,4	5,1	4,7	4,5	4,1	3,9	3,66					t
50 m	2,2	▶		20	22	25	27	30	32	35	36,1	37,1	40	42	45	47	50							m
▲▲▲▲				12	10,8	9,3	8,5	7,5	6,9	6,2	6	6	5,5	5,2	4,7	4,5	4,16							t
45 m	2,2	▶		20	22	25	27	30	32	35	36,1	37	40	42	45									m
▲▲▲▲				12	10,7	9,3	8,5	7,5	6,9	6,2	6	6	5,5	5,2	4,74									t
40 m	2,2	▶		20	22	25	27	30	32	35	36,1	37	40											m
▲▲▲▲				12	10,7	9,3	8,5	7,5	6,9	6,2	6	6	5,47											t
35 m	2,2	▶		20,1	22	25	27	30	32	35														m
▲▲▲▲				12	10,8	9,3	8,5	7,5	7	6,26														t
30 m	2,2	▶		20,2	22	25	27	30																m
▲▲▲▲				12	10,8	9,3	8,5	7,53																t



Lest de base / Grundballast / Base ballast / Lastre de base / Zavorra di base
 Lastro da base / Базовый Балласт

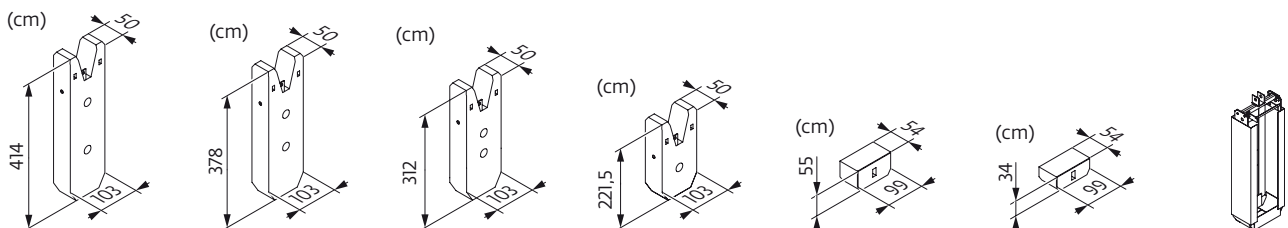
2 m	V 60A ◀●▶	H (m)	66,6	61,6	56,6	51,6	46,6	41,6	36,6	31,6	26,6	21,6	16,6		
		⚖️ (t)	132	108	84	60	48	48	48	48	48	48	48	48	
	V 63A ◀●▶	H (m)	73,4	70,1	66,7	61,7	56,7	51,7	46,7	41,7	36,7	31,7	26,7	21,7	
		⚖️ (t)	180	156	132	108	84	48	48	48	48	48	48	48	
	ZD 463 ◀●▶	H (m)	54,4	51	47,7	42,7	37,7	32,7	27,7	22,7	17,7	12,7			
		⚖️ (t)	120*	95	90	85	85	85	85	85	85	85			
	ZX 6830 ◀●▶	H (m)	69,4	66,1	62,7	57,7	52,7	47,7	42,7	37,7	32,7	27,7	22,7	17,7	12,7
		⚖️ (t)	151	131	111	81	51	41	41	41	41	41	41	41	41

Lest de contre-flèche / Gegenauslegerballast / Counter-jib ballast / Lastre de contra-flecha / Zavorra di controbraccio
 Lastro da contra lança / Противовес стрелы

▶▶▶	50 LVF - 75 LVF - 100 LVF					150 LCC				
	4600 kg	4200 kg	3400 kg	2300 kg	⚖️ (kg)	4600 kg	4200 kg	3400 kg	2300 kg	⚖️ (kg)
65 m	2	2	0	1	19900	3	0	0	2	18400
60 m	3	0	0	2	18400	0	3	0	2	17200
55 m	0	3	1	0	16000	0	1	3	0	14400
50 m	1	0	2	1	13700	0	1	1	2	12200
45 m	2	3	1	0	25200	1	4	0	1	23700
40 m	2	3	0	1	24100	0	4	1	1	22500
35 m	1	3	1	0	20600	0	3	2	0	19400
30 m	0	3	1	0	16000	1	0	3	0	14800



▶▶▶	50 LVF - 75 LVF - 100 LVF				150 LCC			
	4200 kg	700 kg	⚖️	⚖️ (kg)	4200 kg	700 kg	⚖️	⚖️ (kg)
65 m	4	4	1	19962	4	1	1	17862
60 m	4	2	1	18562	4	0	0	16800
55 m	3	4	1	15762	3	2	1	14362
50 m	3	1	1	13662	2	5	1	12262
45 m	5	5	1	24862	5	4	1	24162
40 m	5	3	1	23462	5	1	1	22062
35 m	4	4	1	19962	4	2	1	18562
30 m	3	4	1	15762	3	2	1	14362

- CU - 4600 kg
- CA - 4200 kg
- CR - 3400 kg
- CS - 2300 kg
- CB - 700 kg
- CAB - 700 kg
- 362 kg

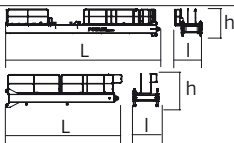

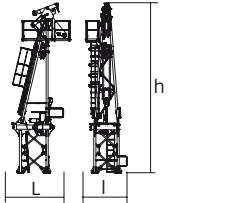
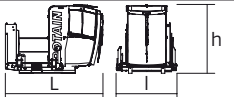
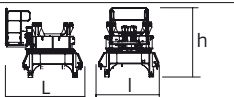
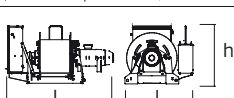
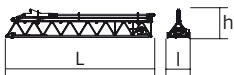

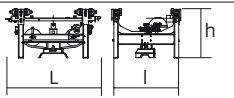

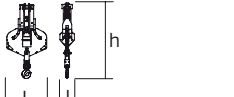

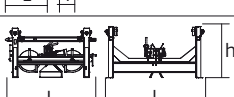



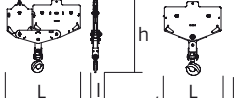




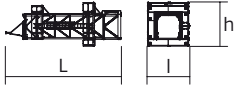


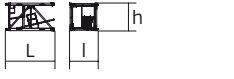
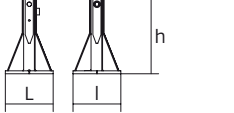
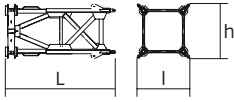
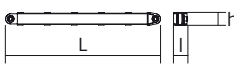
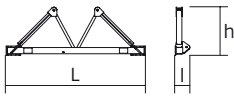

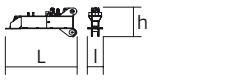
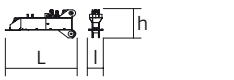
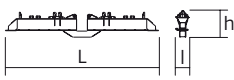
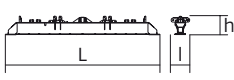
Encombremet et poids / Abmessungen und Gewicht / Dimensions and weight / Dimensiones y peso / Ingombro e peso
dimensões e pesos / габаритные размеры и вес

Partie tournante / Drehender Kranteil / Slewing crane part / Parte giratoria

Parte rotante / Parte rotativa / Поворотная часть :  65 m -  50 LVF



Partie tournante / Drehender Kranteil / Slewing crane part Parte giratoria / Parte rotante / Parte rotativa Поворотная часть		L (m)	l (m)	h (m)	kg (+/- 5%)	
Contre-flèche / Gegenausleger Counter-jib / Contra-flecha Controbraccio / Contra-lança Контр-стрела		11,1	1,99	2	3695	
		6,39	1,49	1,86	1440	
Porte-flèche / Auslegerträger Cathead / Porta-flecha Cuspide / Suporte de lança Оголовок		3,13	2,01	9,52	5500	
Cabine / Kabine Cab / Cabina Cabina / Cabina Кабина		Ultra View	3,56	2,21	2,51	1550
Pivot / Krankopf Towerhead / Pivote Portaralla / Pivot Секция поворотной части		□ 2 m	2,49	3,02	2,78	5270
Treuil de levage (+ câble) / Hubwerk (+ Seil) Hoisting winch (+ rope) / Mecanismo de elevación (+ cabo) Argano di sollevamento (+ fune) Guincho de elevação (+ cabo) Подъемная лебедка (+ канатом)		50 LVF 75 LVF 100 LVF 150 LCC	2,3 2,48 3,09 3,62	1,52 1,63 1,6 1,65	1,68 1,4 1,73 1,89	1810 3190 3865 5635
Elément de flèche / Auslegerement Jib section / Elemento de flecha Elemento di braccio / Elemento de lança Секция стрелы		① 6 DVF	10,36	1,58	1,89	3150
		②	10,27	1,38	1,61	2310
		③	10,27	1,38	1,64	1700
Elément de flèche / Auslegerement Jib section / Elemento de flecha Elemento di braccio / Elemento de lança Секция стрелы		④	5,27	1,38	1,39	880
		⑤	5,24	1,38	1,43	780
		⑥	5,2	1,38	1,14	475
		⑦	5,16	1,38	1,11	350
		⑧	5,15	1,38	1,1	310
Chariot / Laufkatze Trolley / Carrello Carro / Carro-distribuidor Тележка		 12 t	1,82	1,69	0,99	310
Moufle / Hubflasche Pulley block / Aparejo Bozzello / Cadernal Полиспаст		 12 t	1,19	0,42	2,23	455
Chariot / Laufkatze Trolley / Carrello Carro / Carro-distribuidor Тележка		 12 t	1,6	1,67	0,92	195
		 12 t  6 t	1,69	1,67	0,97	225
Moufle / Hubflasche Pulley block / Aparejo Bozzello / Cadernal Полиспаст		 12 t	1,65	0,25	1,72	450
		 6 t	1,07	0,19	1,62	265

Pyłóne / Kranturm / Crane tower Mástil / Torre / Torre Башня крана		L (m)	l (m)	h (m)	kg (+/- 5%)	
Cage de télescopage / Teleskopwagen Telescopic cage / Jaula de telescopaje Gabbia di telescopaggio / Gaiola de telescopagem для телескопирования крана		∇2 m	11,5	4,21	4,36	8235
K 639B		∇2 m	10,23	2,07	2,03	5290
KR 649A K 639A		∇2 m ∇2 m	5,23 5,23	2,1 2,07	2,08 2,03	3250 2805
K 639C		∇2 m	3,57	2,07	2,03	1985
Pieds de scellement / VerankerungsfüÙe Fixing angles / Pie de empotramiento Montante da annegare / Angulos fixadores анкера		P 62B	0,65	0,65	1,27	295
Mât-châssis / Grundmasteinheit Basic mast unit / Tramo-chassis Elemento base / Tramo-chassis Мачта для крепления к шасси		V 60A V 63A	5,01 10,02	2,41 2,41	2,41 2,41	4390 7485
Haubans / Mastabstüzungen Struts / Tornapuntas Puntoni / Escoras Растяжка		V 60A V 63A	4,51 4,51	0,29 0,33	0,29 0,33	420 515
Sommier / Unterwagenhälfte Half-bearer / Testero Testata / Estrutura base Траверса		V 60A V 63A	6,7 6,7	0,7 0,7	2,31 2,31	1600 1850
Bras de croix / Fundamentkruzträger Cross girder / Brazo en cruz Braccio croce / Braço da cruz Поперечная балка		ZD 463	7,65	1,17	1,36	3585
1/2 Bras de croix / 1/2 Fundamentkruzträger 1/2 Cross girder / 1/2 Brazo en cruz 1/2 Braccio croce / 1/2 Braço da cruz 1/2 Поперечная балка		ZD 463	3,41	0,7	1,35	1655
1/2 Bras de croix / 1/2 Fundamentkruzträger 1/2 Cross girder / 1/2 Brazo en cruz 1/2 Braccio croce / 1/2 Braço da cruz 1/2 Поперечная балка		ZD 463	3,41	0,73	1,35	1670
Bras de croix / Fundamentkruzträger Cross girder / Brazo en cruz Braccio croce / Braço da cruz Поперечная балка		ZX 6830	9,1	0,76	1,48	5445
Bras de croix / Fundamentkruzträger Cross girder / Brazo en cruz Braccio croce / Braço da cruz Поперечная балка		ZX 6830	9,1	1,12	1,1	5265

Mécanismes / Triebwerke / Mechanisms / Mecanismos / Meccanismi
 Mecanismos / Механизмы

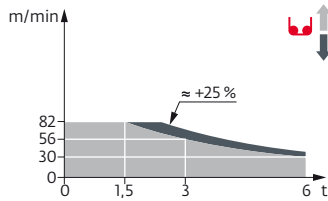
400 V - 50 Hz											ch - PS hp	kW		
	50 LVF 30 Optima	m/min t	30 6	40 4,5	56 3	82 1,5	15 12	20 9	28 6	41 3	50	37	337 m	
	75 LVF 30 Optima	m/min t	44 6	56 4,5	80 3	116 1,5	22 12	28 9	40 6	58 3	75	55	766 m	
	100 LVF 30 Optima	m/min t	61 6	80 4,5	110 3	162 1,5	30,5 12	40 9	55 6	81 3	100	75	941 m	
	150 LCC 30	m/min t	92 6	111 4,5	139 3	185 1,5	222 0,75	46 12	55,5 9	69,5 6	92,5 3	111 1,5	762 m	
	6 DVF 4	m/min	0 → 50 (12 t) 0 → 100 (6 t) 0 → 120 (3 t)									5,5	4	
	RVF 152 Optima+	tr/min U/min rpm	0 → 0,7									2 x 5,5	2 x 4	
	V 60A RT 544 A1 - 2V R ≥ 13 m	m/min	13,5 - 27									4 x 7	4 x 5,2	
	V 63A RT 664 A2B - 2V	m/min	16 - 32									6 x 7	6 x 5,2	
	ZD 463 RT 443 A1 - 2V	m/min	15 - 30									4 x 5	4 x 3,7	
	ZX 6830 RT 664 A2B - 2V	m/min	16 - 32									6 x 7	6 x 5,2	

	IEC 60204-32		kVA
	400 V (+10% -10%) 50 Hz		50 LVF : 54 kVA 75 LVF : 74 kVA 100 LVF : 94 kVA 150 LCC : 134 kVA

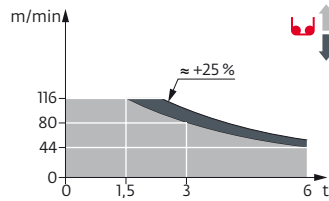
480 V - 60 Hz											ch - PS hp	kW		
	50 LVF 30 Optima	m/min t	30 6	40 4,5	56 3	82 1,5	15 12	20 9	28 6	41 3	50	37	337 m	
	75 LVF 30 Optima	m/min t	44 6	56 4,5	80 3	116 1,5	22 12	28 9	40 6	58 3	75	55	766 m	
	100 LVF 30 Optima	m/min t	61 6	80 4,5	110 3	162 1,5	30,5 12	40 9	55 6	81 3	100	75	941 m	
	150 LCC 30	m/min t	92 6	111 4,5	139 3	185 1,5	222 0,75	46 12	55,5 9	69,5 6	92,5 3	111 1,5	762 m	
	6 DVF 4	m/min	0 → 50 (12 t) 0 → 100 (6 t) 0 → 120 (3 t)									5,5	4	
	RVF 152 Optima+	tr/min U/min rpm	0 → 0,7									2 x 5,5	2 x 4	
	V 60A RT 544 A1 - 2V R ≥ 13 m	m/min	16 - 32									4 x 8,4	4 x 6,2	
	V 63A RT 664 A2B - 2V	m/min	19 - 38									6 x 8,4	6 x 6,2	
	ZD 463 RT 443 A1 - 2V	m/min	18 - 36									4 x 6	4 x 4,4	
	ZX 6830 RT 664 A2B - 2V	m/min	19 - 38									6 x 8,4	6 x 6,2	

	IEC 60204-32		kVA
	480 V (+6% -10%) 60 Hz		50 LVF : 54 kVA 75 LVF : 74 kVA 100 LVF : 94 kVA 150 LCC : 158 kVA

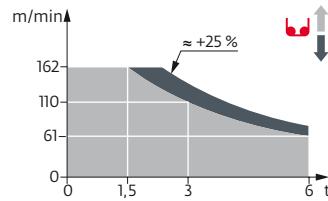
50 LVF 30 Optima



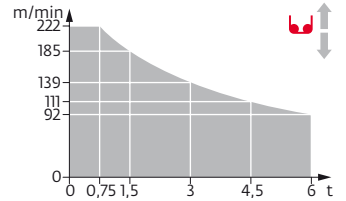
75 LVF 30 Optima





















100 LVF 30 Optima





















150 LCC 30





















FR

-  Appel de flèche
-  Équipements standards
-  Équipements optionnels
-  Réactions en service
-  Réactions hors service
-  Poids à vide sans lest avec flèche et hauteur maximum
-  Poids total du lest
-  Utilisation poste fixe uniquement
-  Camion 13,4 m
-  Conteneur High Cube 40', et/ou Flat Rack 20'
-  Cadre d'ancre serré
-  Cadre d'ancre desserré
-  Levage
-  Distribution
-  Orientation
-  Translation
-  Puissance requise
-  Nous consulter



















DE

-  Auslegerüberhöhung
-  Standardausrüstungen
-  Sonderausrüstungen
-  Reaktionskräfte in Betrieb
-  Reaktionskräfte außer Betrieb
-  Gewicht ohne Last, ohne Ballast, mit Ausleger und max. Höhe
-  Ballast-Gesamtgewicht
-  Nur stationärer Einsatz
-  Lkw 13,4 m
-  Container High Cube 40', and/oder Flat Rack 20'
-  Fester Verankerungsrahmen
-  Loser Verankerungsrahmen
-  Heben
-  Katzfahren
-  Schwenken
-  Kranfahren
-  Erforderliche Leistung
-  Auf Anfrage



















EN

-  Jib elevation
-  Standard equipment
-  Options
-  Reactions in service
-  Reactions out of service
-  Weight without load, without ballast, with jib and max. height
-  Total ballast weight
-  Only static use
-  Lorry 13,4 m
-  Container High Cube 40', and/or Flat Rack 20'
-  Tightened anchorage frame
-  Loosened anchorage frame
-  Hoisting
-  Trolleying
-  Slewing
-  Travelling
-  Required power
-  Consult us



















ES

-  Elevación de la flecha
-  Equipamiento de serie
-  Equipamiento opcional
-  Reacciones en servicio
-  Reacciones fuera de servicio
-  Peso en vacío sin lastre, con flecha y altura máxima
-  Peso total del lastre
-  Uso sobre puesto fijo únicamente
-  Camión 13,4 m
-  Contenedor High Cube 40', y/o Flat Rack 20'
-  Marco de anclaje de apriete
-  Marco de anclaje de desapriete
-  Elevación
-  Distribución
-  Orientación
-  Traslación
-  Potencia Necesaria
-  Consultarnos



















IT


-  Inclinazione braccio
-  Equipaggiamento standard
-  Equipaggiamento in opzione
-  Reazioni in servizio
-  Reazioni fuori servizio
-  Peso a vuoto, senza zavorra, con braccio e altezza massimi.
-  Peso totale della zavorra
-  Utilizzo esclusivamente in postazione fissa
-  Camion 13,4 m
-  Containere High Cube 40', e/o Flat Rack 20'
-  Quadro di ancoraggio stretto
-  Quadro di ancoraggio allentato
-  Sollevamento
-  Distribuzione
-  Rotazione
-  Traslazione
-  Potenza richiesta
-  Consultateci


PT

-  Desvio da lança
-  Equipamento de série
-  Equipamento opcional
-  Reações em serviço
-  Reações fora de serviço
-  Peso em vazio sem lastro com lança e altura máxima.
-  Peso total do lastro
-  Unicamente para utilização fixa
-  Camião 13,4 m
-  Contêiner High Cube 40' e/ou Flat Rack 20'
-  Quadro de amarração apertado
-  Quadro de amarração solto
-  Elevação
-  Distribuição
-  Rotação
-  Translação
-  Potência Necessária
-  Consultar-nos

RU

-  подъем стрелы
-  Стандартное оборудование
-  Дополнительное оборудование (опция)
-  Реакция при работе
-  Реакция в покое
-  Вес пустого, без балласта, со стрелой, максимальной высоты.
-  Общий вес балласта
-  Использовать только в неподвижном состоянии
-  Рзусовой автомобиль 13,4 м
-  40-футовый контейнер повышенной вместимости High Cube, и/или 20-футовая открытая платформа Flat Rack
-  Прикрепленная анкерная рама
-  Отсоединенная анкерная рама
-  Подъем
-  Перемещение по стреле
-  Поворот
-  Перемещение крана
-  Потребляемая мощность
-  Проконсультируйтесь у нас

 Document commercial non contractuel. Pour toute information technique se référer à la notice correspondante. Unverbindliches Vertriebsdokument. Für technische Informationen, siehe die entsprechenden Anweisungen. This commercial document is not legally binding. For any technical information, please refer to the corresponding instructions. Documento comercial no contractual. Para cualquier información técnica, ver la noticia correspondiente. Documento commerciale non vincolante, per tutte le informazioni tecniche fare riferimento al catalogo istruzioni. Documento comercial não contratual. Para qualquer informação técnica complementar consultar as respectivas instruções. Этот коммерческий документ не является юридически обязательным. Для получения технической информации, см. соответствующие инструкции.



www.manitowoc.com

Americas
Manitowoc, Wisconsin, USA
 Tel: +1 920 684 6621
 Fax: +1 920 683 6277

Europe, Middle East, Africa
Ecully, France
 Tel: +33 (0)4 72 18 20 20
 Fax: +33 (0)4 72 18 20 00

Shady Grove, Pennsylvania, USA
 Tel: +1 717 597 8121
 Fax: +1 717 597 4062

China
Shanghai, China
 Tel: +86 21 6457 0066
 Fax: +86 21 6457 4955

Greater Asia-Pacific
Singapore
 Tel: +65 6264 1188
 Fax: +65 6862 4040