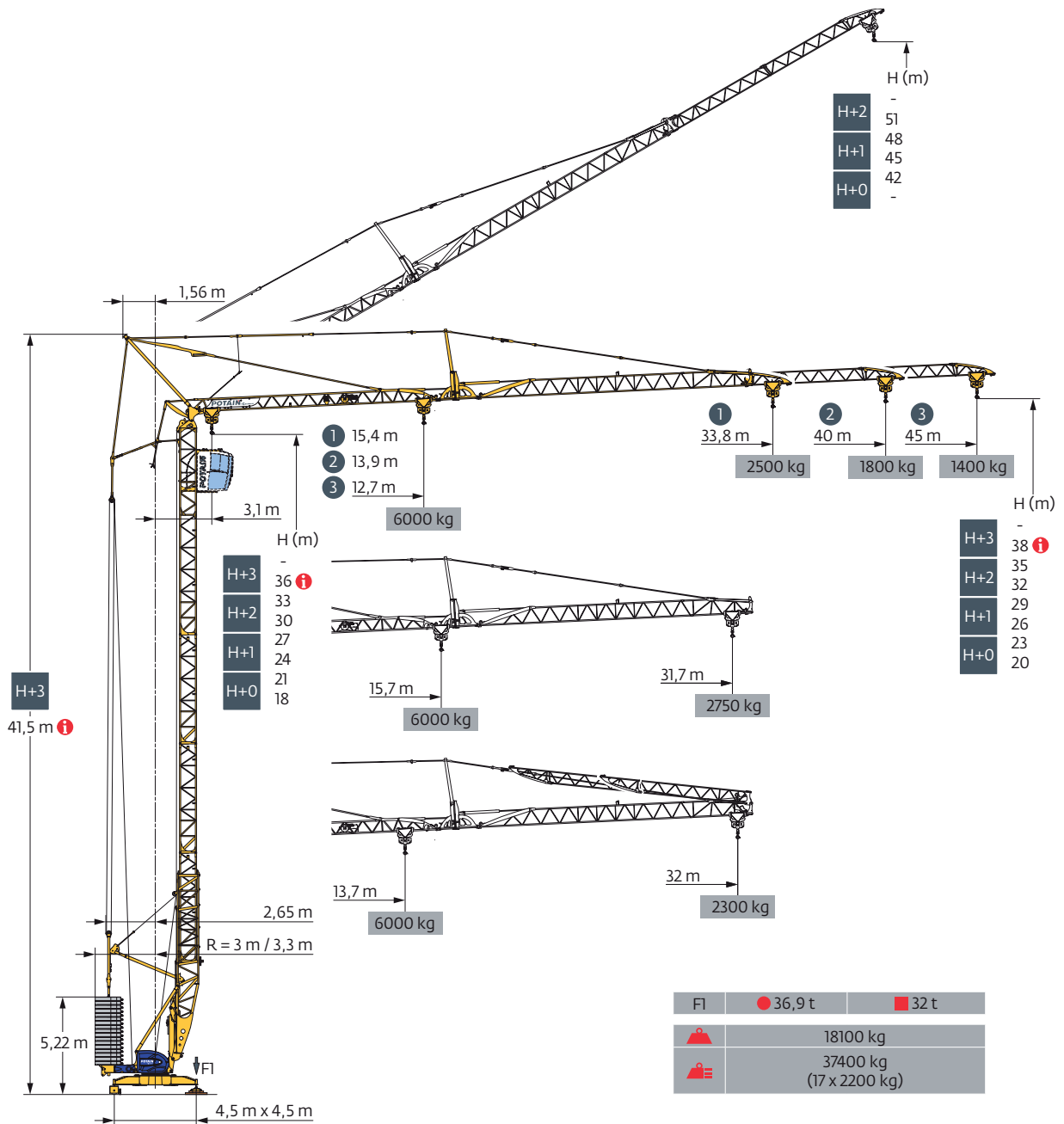
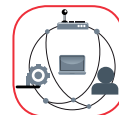


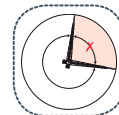
Igo T 85 A



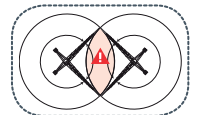
SmartCom



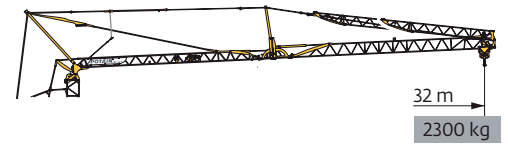
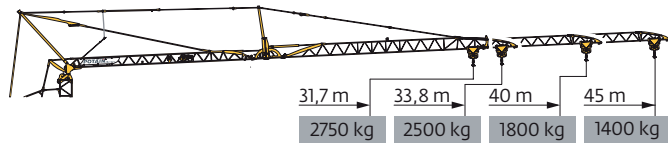
Top Zone



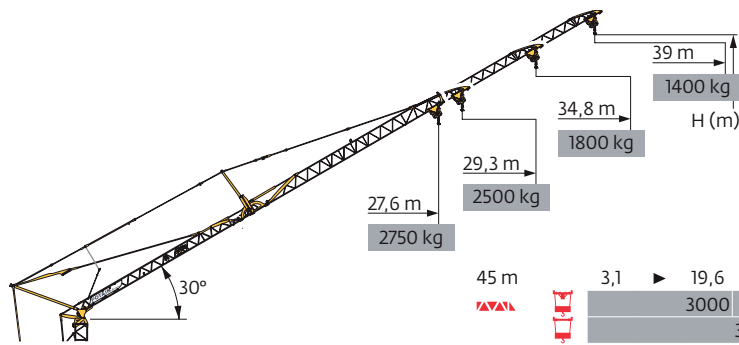
Top Tracing II



Courbes de charges / Lastkurven / Load curves / Curvas de cargas / Curve di carico
Curvas de carga / Кривые нагрузок

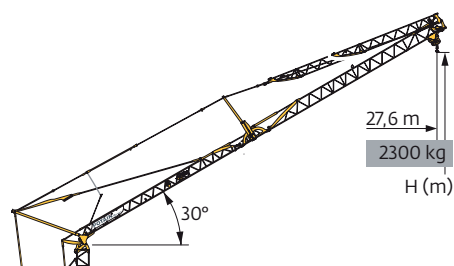


45 m	3,1	▶	12,7	14	16	18	20	22,4	23,7	24	26	28	30	32	34	36	38	40	42	45	m
▲▲▲			6000	5300	4500	3900	3400	3000	-	2750	2500	2300	2100	1950	1800	1650	1550	1450	1350	1250	kg
								3000	-	2750	2500	2300	2100	1950	1800	1650	1550	1450	1350	1250	kg
								3000	2950	2700	2450	2250	2100	1950	1850	1700	1600	1500	1400		kg
40 m	3,1	▶	13,9	16	18	20	22	24,6	25,9	26	28	30	32	34	36	38	40				m
▲▲▲			6000	5000	4400	3800	3400	3000	-	2800	2550	2350	2200	2000	1900	1750	1650				kg
								3000	-	2800	2550	2350	2200	2000	1900	1750	1650				kg
								3000	3000	2750	2550	2350	2200	2050	1900	1800					kg
33,8 m	3,1	▶	15,4	18	20	22	24	26	27,6	28,9	30	32	33,8								m
▲▲▲			6000	5000	4400	3900	3500	3200	3000	-	2700	2500	2350								kg
									3000	-	2700	2500	2350								kg
									3000	2850	2650	2500									kg
31,7 m	3,1	▶	15,7	18	20	22	24	26	28,1	29,4	30	31,7									m
▲▲▲			6000	5100	4500	4000	3600	3300	3000	-	2800	2600									kg
									3000	-	2800	2600									kg
									3000	2950	2750										kg
45 m	3,1	▶	13,7	16	18	20	22	24,1	25,5	28	30	32									m
▲▲▲			6000	5000	4300	3800	3400	3000	-	2550	2350	2150									kg
								3000	-	2550	2350	2150									kg
								3000	2700	2500	2300										kg



▲▲▲	45 m	40 m	33,8 m	31,7 m
H+2	51	48,5	-	-
H+1	48	45,5	-	-
H+0	45	42,5	39,4	38,4
	42	39,5	36,4	35,4

45 m	3,1	▶	19,6	20,7	22	24	26	28	30	32	34	36	38	39	m
▲▲▲			3000	-	2600	2350	2100	1900	1750	1600	1500	1400	1300	1250	kg
			3000	2800	2500	2300	2100	1900	1800	1650	1550	1450	1400		kg
40 m	3,1	▶	21,4	22,5	24	26	28	30	32	34,8					m
▲▲▲			3000	-	2600	2350	2150	2000	1850	1650					kg
			3000	2800	2550	2300	2150	2000	1800						kg
33,8 m	3,1	▶	24	25,1	26	28	29,3								m
▲▲▲			3000	-	2700	2500	2350								kg
			3000	2900	2650	2500									kg
31,7 m	3,1	▶	24,5	25,6	26	27,6									m
▲▲▲			3000	-	2800	2600									kg
			3000	2950	2750										kg



▲▲▲	45 m	40 m
H+1	-	38,4
H+0	35,4	

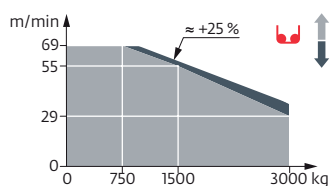
45 m	3,1	▶	21,2	22,2	24	26	27,6	m
▲▲▲			3000	-	2600	2350	2150	kg
			3000	2750	2500	2300		kg

Mécanismes / Triebwerke / Mechanisms / Mecanismos / Meccanismi
Mecanismos / Механизмы



400 V - 50 Hz 480 V - 60 Hz												ch - PS hp	kW	
	20 LVF 15 Optima	m/min	3,3	17	29	55	69	1,6	8,5	14,5	27,5	34,5	20	15
		kg	3000	3000	3000	1500	750	6000	6000	6000	3000	1500		
	5 DVF 5	m/min	15 - 30 - 40 (2000 → 6000 kg) 15 - 30 - 55 (0 → 2000 kg)									5,5	4	
	RVF 151 Optima+	tr/min U/min rpm	0 → 0,8									5,5	4	
	TVF 324	m/min	25									2 x 4	2 x 3	

	kVA
400 V (+10% -10%) 50 Hz / 480 V (+6% -10%) 60 Hz	 → 22 kVA → 25 kVA

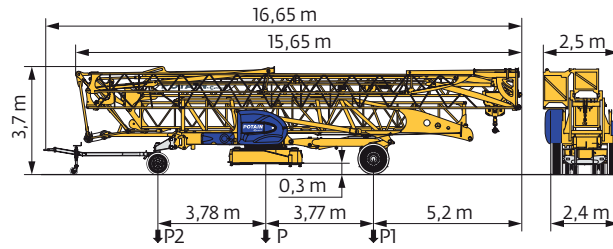
20 LVF 15 Optima



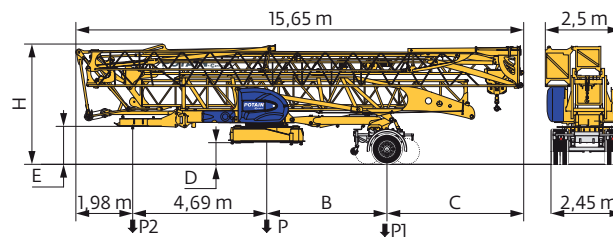
Montage / Montage / Erection / Montaje / Montaggio
Montagem / Монтаж



Transport / Transport / Transport / Transporte / Trasporto
Transporte / Транспортировка



	km/h	P (kg)	P1 (kg)	P2 (kg)
DJ100/S120	10	19360	11491	7869
DJ105/S125	25	19650	11701	7949
..... /				



	km/h	B (m)	C (m)	D (m)	E (m)	H (m)	P (kg)	P1 (kg)	P2 (kg)
SL121/J135	25	4,2	4,78	0,7	1,3	4,1	20200	12800	7400
SL122/J215M (EBS)	80	3,21	5,77	0,6	1,2	4	21050	15075	5975
..... /									

FR

DE

EN

ES

IT

PT

RU

Rayon de giration	Schwenk radius	Rear slewing radius	Radio de giro	Raggio di rotazione	Raio de rotação	Задний габарит
Nous consulter	Auf Anfrage	Consult us	Consultarnos	Consultateci	Consultar-nos	Проконсультируйтесь у нас
Réactions en service	Reaktionskräfte in Betrieb	Reactions in service	Reacciones en servicio	Reazioni in servizio	Reacções em serviço	Реакция при работе
Réactions hors service	Reaktionskräfte außer Betrieb	Reactions out of service	Reacciones fuera de servicio	Reazioni fuori servizio	Reacções fora de serviço	Реакция в покое
Poids à vide, sans lest, sans trains de transport, avec flèche maxi. et hauteur standard.	Gewicht ohne Last, ohne Ballast, ohne Transportachsen, mit max. Auslager und Standardhöhe	Weight without load, without ballast, without transport axes, with max. jib and standard height	Peso en vacío, sin lastre, sin trenes de transporte con flecha y altura estandar	Peso a vuoto, senza assali di zavorra, senza assali di trasporto, con braccio max e altezza standard.	Peso em vazio, sem lastro, sem eixos de transporte com lança máxima e altura standard.	Вес без груза, без балласта, без осей для транспортировки, с максимальным вылетом стрелы и стандартной высотой
Poids total du lest	Ballast-Gesamtgewicht	Total ballast weight	Peso total del lastre	Peso totale della zavorra	Peso total do lastro	Общий вес балласта
Équipements standards	Standardausrüstungen	Standard equipment	Equipamiento de serie	Equipaggiamento standard	Equipamento de série	Стандартное оборудование
Équipements optionnels	Sonderausrüstungen	Options	Equipamiento opcional	Equipaggiamento in opzione	Equipamento opcional	Дополнительное оборудование (опция)
Levage	Heben	Hoisting	Elevación	Sollevamento	Elevação	Подъем
Distribution	Katzfahren	Trolleying	Distribución	Distribuzione	Distribuição	Перемещение по стреле
Orientation	Schwenken	Slewing	Orientación	Rotazione	Rotação	Поворот
Translation	Kranfahren	Travelling	Traslación	Traslazione	Translação	Перемещение крана
Puissance requise	Erforderliche Leistung	Required power	Potencia Necesaria	Potenza richiesta	Potência Necessária	Потребляемая мощность

Document commercial non contractuel. Pour toute information technique se référer à la notice correspondante.	Unverbindliches Vertriebsdokument. Für technische Informationen, siehe die entsprechenden Anweisungen.	This commercial document is not legally binding. For any technical information, please refer to the corresponding instructions.	Documento comercial no contractual. Para cualquier información técnica, ver la noticia correspondiente.	Documento commerciale non vincolante, per tutte le informazioni tecniche fare riferimento al catalogo istruzioni.	Documento comercial não contratual. Para qualquer informação técnica complementar consultar as respectivas instruções.	Этот коммерческий документ не является юридически обязательным. Для получения технической информации, см. соответствующие инструкции.
--	--	---	---	---	--	---



Grove Maniowoc National Crane Potain

Americas
Manitowoc, Wisconsin, USA
Tel: +1 920 684 6621
Fax: +1 920 683 6277

Shady Grove, Pennsylvania, USA
Tel: +1 717 597 8121
Fax: +1 717 597 4062

Europe, Middle East, Africa
Dardilly, France
Tel: +33 (0)4 72 18 20 20
Fax: +33 (0)4 72 18 20 00

China
Shanghai, China
Tel: +86 21 6457 0066
Fax: +86 21 6457 4955

Greater Asia-Pacific
Singapore
Tel: +65 6264 1188
Fax: +65 6862 4040

www.manitowoccranes.com